
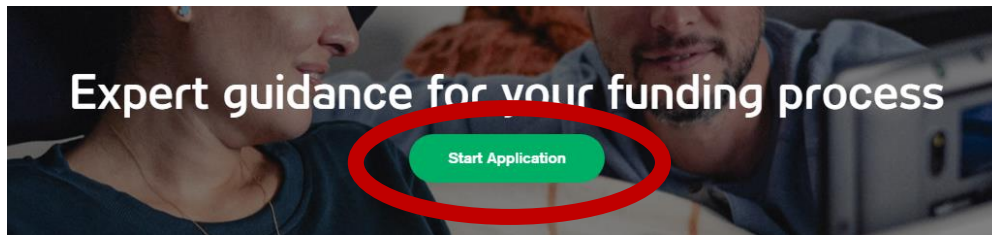
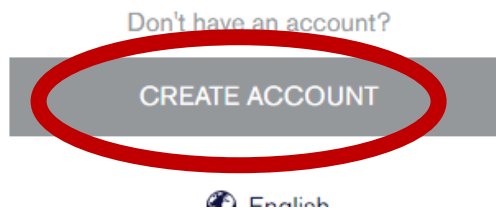


How to register as a new user


1. Simply click **LET'S GET STARTED** or Click **Log In** in the upper right hand corner of the page.



2. Then click **Create Account**.



3. Fill in account information; agree to the terms and conditions, and click I am not a robot. Then click **Create Account**.

A screenshot of the "Create Account" form. It includes input fields for EMAIL, FIRST NAME, LAST NAME, PASSWORD (with a note "Password must be a minimum of 8 characters"), and CONFIRM PASSWORD. There is a dropdown menu for COUNTRY set to "United States". Below these is a checkbox for "I agree to the Terms and Conditions". A reCAPTCHA widget is present with the text "I'm not a robot" and a "reCAPTCHA" logo. At the bottom, a dark blue button with the text "CREATE ACCOUNT" is circled in red. Below the button is the text "Already have an account? Log in". Red arrows point from the left towards each of the input fields and the reCAPTCHA widget.

4. You then will be asked to Verify your account:

Verify your account

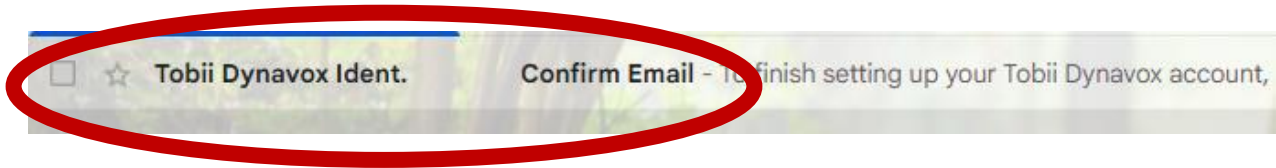
To verify your account, we've sent an email to Efundingslp@gmail.com. Please check your inbox and follow the instructions to finish setting up your account.

[RESEND VERIFICATION EMAIL](#)

[Wrong address? Use a different email](#)

 [English](#)

5. The email you receive will come from Tobii Dynavox simply click Verify Email and it will bring you back to your log in page.



6. Simply click **Verify Email**.

Tobii Dynavox Identity Manager <login@tobiidynavox.com>
to me ▾

To finish setting up your Tobii Dynavox account, we need to make sure this is your email address.

[Verify Email](#)

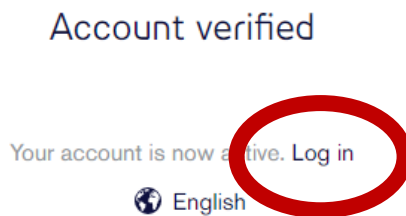
If you didn't try signing up to Tobii Dynavox, then you can ignore this email.

Please do not reply to this message. The email address it was automatically generated from, is not monitored.

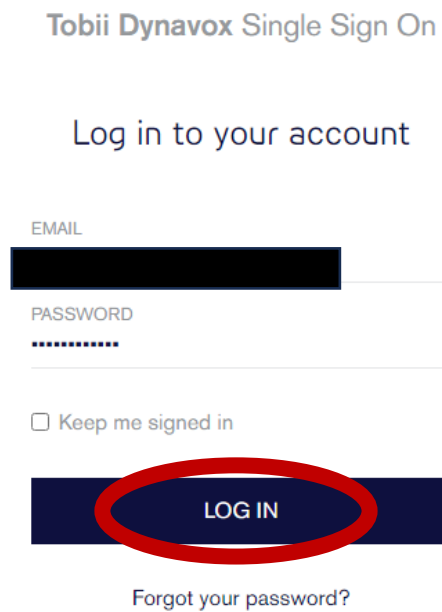
For assistance, contact your nearest [Customer Service](#) office.

Sincerely,
Tobii Dynavox

7. It will bring you to the e-funding website stating that your account is verified. Simply press **Log in**.



8. Your username is your email address and sign in with the password you created earlier.



9. You will then need to pick a role.

Choose Your Role

Thank you for signing up for Tobii Dynavox Funding! In order to use this site, you need to choose a role.

See the available roles below and choose the one that best fits you.

Role

Customer
Sales Representative
Speech Language Pathologist
Medical Professional

Customer

If you're a customer, you can jump right in and start your funding application!

CHOOSE CUSTOMER

Different Types of ROLES

Customer: End User/Patient, Client Contact, Case Mangers

Sales Representative: Tobii Dynavox Solution Consultants

Speech Language Pathologist: SLPs

Other Medical Professional: OTs/PTs/ other professionals that are not SLPs

10. Click on your Role then click **CHOOSE**.

Choose Your Role

Thank you for signing up for Tobii Dynavox Funding! In order to use this site, you need to choose a role.

See the available roles below and choose the one that best fits you.

Role

Customer
Sales Representative
Speech Language Pathologist
Medical Professional

Speech Language Pathologist

As a Speech Language Pathologist (SLP), you might need to fill out evaluations for many different people. We'll give you a chance to fill out your info before you save your choice, and all your evaluations will automatically import into your save.

CHOOSE SPEECH LANGUAGE PATHOLOGIST

11. If selecting Speech Language Pathologist role a pop-up will appear to add additional information. If added here you do not need your information to the applications that you create.

Phone Number

Alternative Phone Number

Fax Number

Alternative Fax Number

Facility Info

Facility Name

Phone Number

Address

PO Box

City

State

ZIP Code

Alternative Contact Name

Alternative Contact Email

All fields are optional.

The information you enter here will autofill your evaluations.

You can edit this information later.

SAVE INFO & CHOOSE SPEECH LANGUAGE PATHOLOGIST

12. Now you are ready to start an application/ View Application